Adapter A1 og A2

Ø25 mm - Ø125 mm | AISI 304 (EN 1.4301) *Available in AISI 316L (EN 1.4404) | Wiper PTFE | 29-04-2024



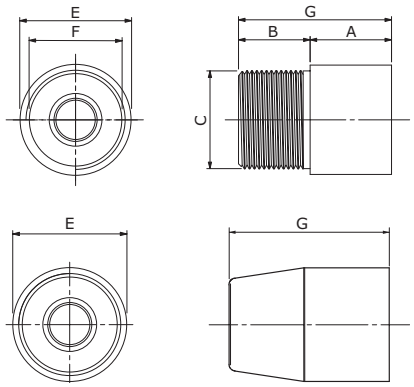

Ø	A	B	C	E	F	G	kg	Rep. set	Item number (A1)	Item number (A2)
32	25	20	M30x1,5	33,6	M30x1,5	47	0,15	U1903242-P	U1903248-48	U1903249-48
40	28	22	M36x1,5	41,6	M36x1,5	50	0,25	U1904042-P	U1904048-48	U1904049-48
50	34	29	M42x1,5	52,4	M42x1,5	63	0,40	U1905042-P	U1905048-48	U1905049-48
63	34	29	M42x1,5	65,4	M42x1,5	63	0,55	U1906342-P	U1906348-48	U1906349-48
80	40	35	M55x1,50	86	M55x1,5	75	1,00	U1908042-P	U1908048-48	U1908049-48
100	43	38	M55x1,50	106	M55x1,5	81	1,90	U1910042-P	U1910048-48	U1910049-48
125	55,0	50	M60x2,0	132	M60x2,0	105	4,50	U1912542-P	U1912548-48	U1912549-48

Neck nut

Ø32 mm - Ø63 mm | AISI 304 (EN 1.4301) | (CRDSW) | 29-04-2024



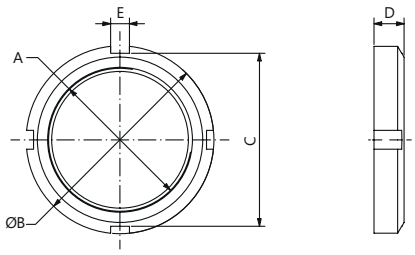

Ø	A	C	D	E	ØB	kg	Item number
32	M30x1,5	45	7	5	45	0,030	U1903201
40	M38x1,5	46	8	5	50	0,055	U1904001
50/63	M45x1,5	52	9	6	58	0,110	U1905901

Neck nut

UNIC STAINLESS CYLINDER

Ø12 mm - Ø125 mm | AISI 304 (EN 1.4301) | 05-01-2024



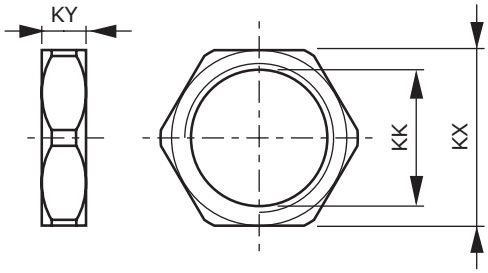

Ø	KK	KX	KY	kg	Item number
12/16	M16x1,5	24	8	0,018	U1901402
20/25	M22x1,5	27	8	0,018	U1902502
32	M30x1,5	36	8	0,030	U1903202
40	M36x1,5	46	8	0,055	U1904002
50/63	M42x1,5	55	8	0,110	U1905002
80/100	M55x1,5	70	12	0,180	U1909002
125	M60x2,0	90	12	0,500	U1912502

Piston rod nut

Ø12 mm - Ø125 mm | AISI 304 (EN 1.4301) | 05-01-2024

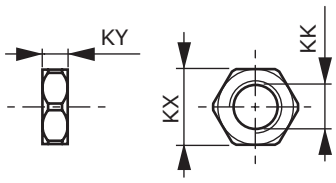

Ø	KK	KX	KY	kg	Item number
12/16	M6	10	3,5	0,005	U1901430
20	M8	13	4,0	0,008	U1902030
25/32	M10x1,25	17	5,0	0,010	U1903030
40	M12x1,25	19	6,0	0,012	U1904030
50/63	M16x1,50	24	8,0	0,017	U1905930
80/100	M20x1,50	30	9,0	0,030	U1909030
125	M27x2,00	41	13,5	0,108	U1912530

Rod eye

Ø12 mm - Ø125 mm | AISI 304 / AISI 440C (EN 1.4301) | 08-10-2024

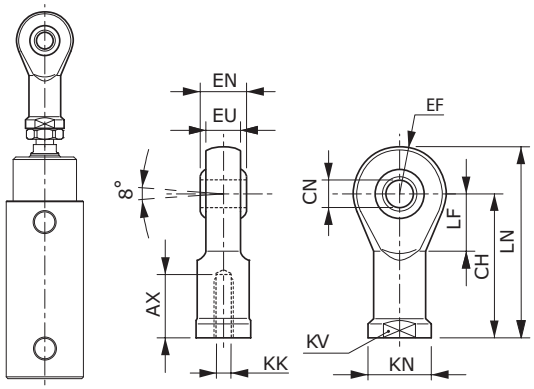

Ø	AX	CH	CN	EF	EN	EU	KK	KN	KV	LF	LN	kg	Item number
12/16	12	30	Ø6	10	9	6,75	M6	13	11	11	40	0,020	U1901427
20	16	36	Ø8	12	12	9	M8	16	14	13	48	0,045	U1902027
25/32	20	43	Ø10	14	14	10,50	M10x1,25	19	17	15	57	0,061	U1903027
40	22	50	Ø12	16	16	12	M12x1,25	22	19	17	66	0,092	U1904027
50/63	28	64	Ø16	21	21	15	M16x1,50	27	22	22	85	0,179	U1905927
80/100	33	77	Ø20	25	25	18	M20x1,50	34	30	26	102	0,330	U1909027
125	51	110	Ø30	35	37	25	M27x2,00	50	41	36	145	1,166	U1912527

Rod clevis

Ø12 mm - Ø125 mm | DIN/ISO 8140 | AISI 303 (EN 1.4305) | 05-01-2024



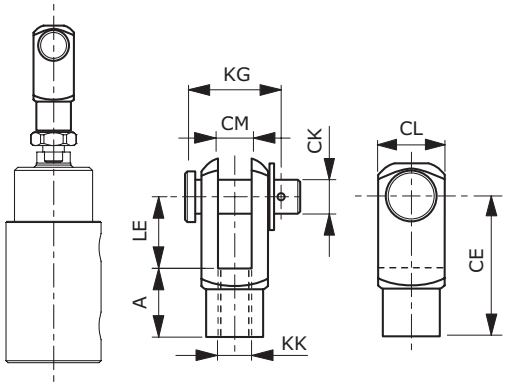

Ø	A	CE	CK	CL	CM	KG	KK	LE	kg	Item number
12/16	12	24	6	12	6	16	M6	12	0,025	U1901423
20	16	32	8	16	8	22	M8	16	0,049	U1902023
25/32	20	40	10	20	10	26	M10x1,25	20	0,095	U1903023
40	24	48	12	24	12	31,50	M12x1,25	24	0,160	U1904023
50/63	32	64	16	32	16	40,50	M16x1,50	32	0,355	U1905923
80/100	40	80	20	40	20	50	M20x1,50	40	0,726	U1909023
125	56	110	30	55	30	63	M27x2,00	54	1,602	U1912523

Foot mounting

UNIC STAINLESS CYLINDER

Ø12 mm - Ø25 mm | DIN/ISO 6432 | AISI 304 (EN 1.4301) | 05-01-2024



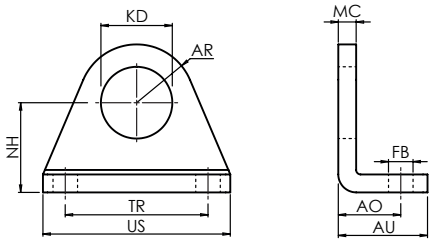

Ø	AO	AR	AU	FB	KD	MC	NH	TR	US	kg	Item number
12	14	13	20	Ø5,50	Ø16,10	3	20	32	42	0,042	U1901407
16	14	13	20	Ø5,50	Ø16,10	3	20	32	42	0,042	U1901407
20	17	20	25	Ø6,60	Ø22,10	3	25	40	54	0,090	U1902307
25	17	20	25	Ø6,60	Ø22,10	3	25	40	54	0,090	U1902307

Counter-support

Ø12 mm - Ø25 mm | DIN/ISO 6432 | AISI 304 (EN 1.4301) | 05-01-2024

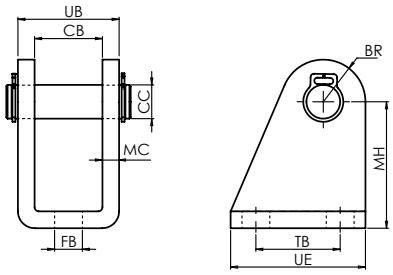

Ø	BR	CB	CC	FB	MC	MH	TB	UB	UE	kg	Item number
12	7	12,10	Ø6	Ø5,50	3	27	15	18,10	25	0,034	U1901403
16	7	12,10	Ø6	Ø5,50	3	27	15	18,10	25	0,034	U1901403
20	10	16,10	Ø8	Ø6,60	4	30	20	24,10	32	0,078	U1902303
25	10	16,10	Ø8	Ø6,60	4	30	20	24,10	32	0,078	U1902303

Counter-support

Ø32 mm - Ø125 mm | DIN/ISO 15552 | AISI 304 (EN 1.4301) | Incl. mounting screws | 05-01-2024

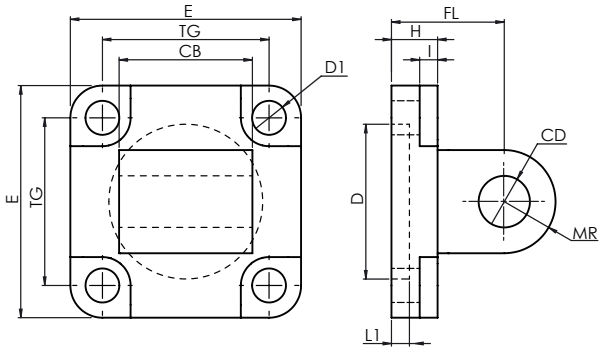

Ø	CB	CD	D	D1	E	FL	H	I	L1	MR	TG	kg	Item number
32	26	Ø10	Ø30	Ø6,60	45	22	9	3,5	5	10	32,50	0,16	U1903212E
40	28	Ø12	Ø35	Ø6,60	55	25	9	3,5	5	12	38	0,22	U1904012E
50	32	Ø12	Ø40	Ø9	65	27	11	4,5	5	12	46,50	0,37	U1905012E
63	40	Ø16	Ø45	Ø9	75	32	11	4,5	5	16	56,50	0,63	U1906312E
80	50	Ø16	Ø45	Ø11	95	36	14	4	5	16	72	1,2	U1908012E
100	60	Ø20	Ø55	Ø11	115	41	14	4	5	20	89	2	U1910012E
125	70	Ø25	Ø60	Ø14	140	50	20	10	7	25	110	3,5	U1912512E

Counter-support 90°

Ø32 mm - Ø125 mm | DIN/ISO 15552 | AISI 304 (EN 1.4301) | 07-10-2024



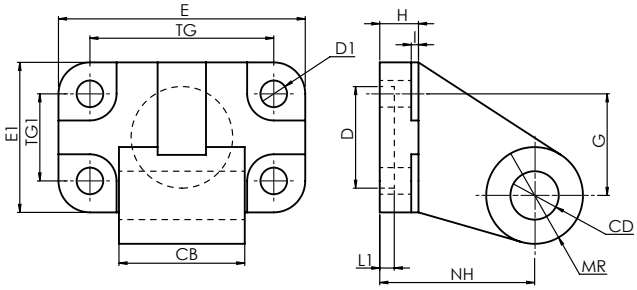

Ø	CB	CD	D	D1	E	E1	G	I	H	L1	MR	NH	TG	TG1	kg	Item number
32	26	Ø10	Ø21	Ø6,60	51	31	21	1,5	8	3	10	32	38	18	0,16	U1903213E
40	28	Ø12	Ø21	Ø6,60	54	35	24	1,5	10	3	11	36	41	22	0,25	U1904013E
50	32	Ø12	Ø21	Ø9	65	45	33	1,5	12	3	13	45	50	30	0,45	U1905013E
63	40	Ø16	Ø21	Ø9	67	50	37	1,5	12	3	15	50	52	35	0,60	U1906313E
80	50	Ø16	Ø21	Ø11	86	60	47	2,5	14	3	15	63	66	40	1	U1908013E
100	60	Ø20	Ø21	Ø11	96	70	55	2,5	15	3	18	71	76	50	1,5	U1910013E
125	70	Ø25	Ø21	Ø14	124	90	70	3	20	3	22	90	94	60	3,1	U1912513E

Clevis mounting

Ø32 mm - Ø125 mm | DIN/ISO 15552 | AISI 304 (EN 1.4301) | Incl. mounting screws | 05-01-2024



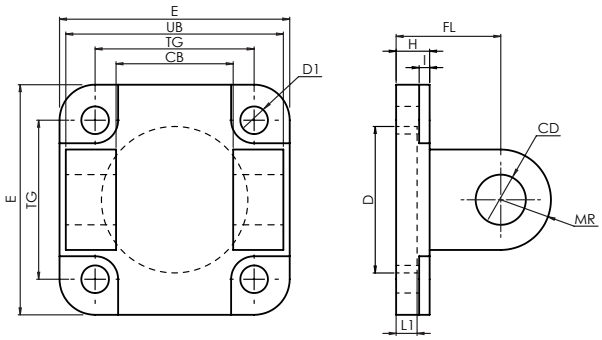

Cyl	CB	CD	D	D1	E	FL	I	H	L1	MR	TG	UB	kg	Item number
32	26	Ø10	Ø30	Ø6,60	45	22	2,5	8	5	10	32,50	45	0,1	U1903214E
40	28	Ø12	Ø35	Ø6,60	55	25	2,5	8	5	12	38	52	0,2	U1904014E
50	32	Ø12	Ø40	Ø9	65	27	3,5	10	5	12	46,50	60	0,3	U1905014E
63	40	Ø16	Ø45	Ø9	75	32	3,5	10	5	15	56,50	70	0,5	U1906314E
80	50	Ø16	Ø45	Ø11	95	36	3	13	-	15	72	90	0,9	U1908014E
100	60	Ø20	Ø55	Ø11	115	41	3	13	-	20	89	110	1,5	U1910014E
125	70	Ø25	Ø60	Ø14	140	50	6	16	-	25	110	130	2,9	U1912514E

Bolt for clevis

Ø32 mm - Ø125 mm | DIN/ISO 15552 | AISI 304 (EN 1.4301) | 05-01-2024

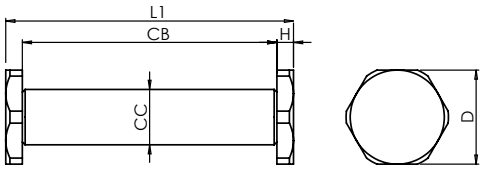

Cyl.	CB	CC	D	H	L1	kg	Item number
32	46	10	18,50	3	53	0,04	U1903215
40	53	12	18,50	3	59	0,05	U1904015
50	61	12	18,50	3	63	0,06	U1905015
63	71	16	26	4	78	0,15	U1906315
80	91	16	26	4	98	0,2	U1908015
100	11	20	34	5	120	0,3	U1910015
125	132	25	34	5	140	0,5	U1912515

Counter-support

Ø80 mm - Ø125 mm | DIN/ISO 15552 | AISI 304 (EN 1.4301) | Incl. mounting screws | 05-01-2024



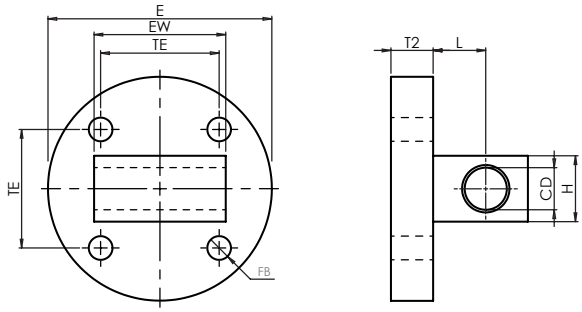

Cyl.	CD	E	EW	FB	H	L min.	TE	T2	kg	Item number
80	Ø16	85	50	Ø9	25	20	45	16	0,9	U1908004
100	Ø20	105	60	Ø10	30	25	55	16	1,6	U1910004
125	Ø20	130	70	Ø14	40	30	70	20	2,9	U1912504

Counter with rod eye

Ø32 mm - Ø125 mm | DIN/ISO 15552 | AISI 316L (EN 1.4404) | Incl. mounting screws | 05-01-2024

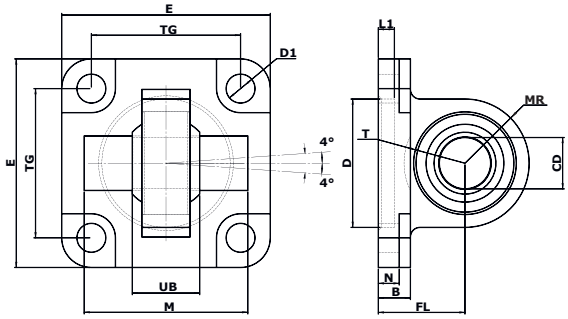

Cyl.	B	CD	D	D1	E	FL	L1	N	M	MR	T	TG	UB	kg	Item number
32	8	Ø10	Ø30	Ø6,60	45	22	5	5,5	-	15	-	32,50	14	0,1	U1903219E
40	8	Ø12	Ø35	Ø6,60	55	25	5	5,5	-	18	-	38	16	0,2	U1904019E
50	10	Ø16	Ø40	Ø9	65	27	5	6,5	51	20	19	46,50	21	0,3	U1905019E
63	10	Ø16	Ø45	Ø9	75	32	5	6,5	-	23	-	56,50	21	0,5	U1906319E
80	13	Ø20	Ø45	Ø11	95	36	5	10	70	27	24	72	25	1,0	U1908019E
100	13	Ø20	Ø55	Ø11	115	41	5	10	-	30	-	89	25	1,5	U1910019E
125	16	Ø30	Ø60	Ø13,50	140	50	7	10	102	40	35	110	37	3,0	U1912519E

Clevis mounting, slim

UNIC STAINLESS CYLINDER

Ø32 mm - Ø125 mm | DIN/ISO 15552 | AISI 316L (EN 1.4404) | Incl. mounting screws | 05-01-2024



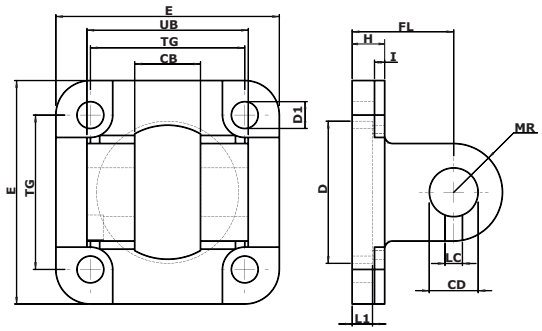

Cyl.	CB	CD	D	D1	E	FL	I	H	L1	MR	TG	UB	LC	kg	Item number
32	14	Ø10	Ø30	Ø6,60	45	22	2,5	8	5	10	32,50	34	3,3	0,1	U1903210E
40	16	Ø12	Ø35	Ø6,60	55	25	2,5	8	5	12	38	40	4,3	0,2	U1904010E
50	21	Ø12	Ø40	Ø9	65	27	3,5	10	5	12	46,50	45	4,3	0,3	U1905010E
63	21	Ø16	Ø45	Ø9	75	32	3,5	10	5	15	56,50	51	4,3	0,5	U1906310E
80	25	Ø16	Ø45	Ø11	95	36	3	13	-	15	72	65	4,3	1,0	U1908010E
100	25	Ø20	Ø55	Ø11	115	41	3	13	-	20	89	75	4,3	1,6	U1910010E
125	37	Ø30	Ø60	Ø13,50	140	50	6	16	-	30	110	97	6,3	3,2	U1912510E

Anti-rotation bolt - for slim clevis mounting

Ø32 mm - Ø125 mm | DIN/ISO 15552 | AISI 316L (EN 1.4404) | Incl. retaining ring | 05-01-2024



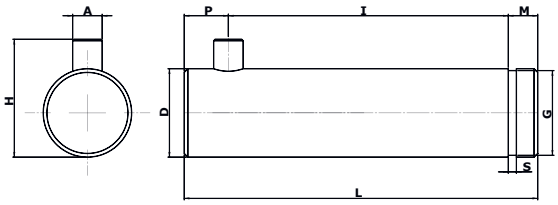

Cyl.	A	D	G	H	I	L	M	P	S	kg	Item number
32	3	10	9,6	14	32,5	41	4	4,5	1,1	0,03	U1903211E
40	4	12	11,5	16	38	48	4	6	1,1	0,05	U1904011E
50	4	16	15,2	20	43	54	5	6	1,1	0,1	U1905011E
63	4	16	15,2	20	49	60	5	6	1,1	0,1	U1906311E
80	4	20	19	24	63	75	6	6	1,3	0,2	U1908011E
100	4	20	19	24	73	85	6	6	1,3	0,2	U1910011E
125	6	30	28,6	36	94	110	7	9	1,6	0,6	U1912511E

Bolt for rear cap no. 18

Ø32 mm - Ø125 mm | DIN/ISO 15552 | AISI 304 (EN 1.4301) | 05-01-2024

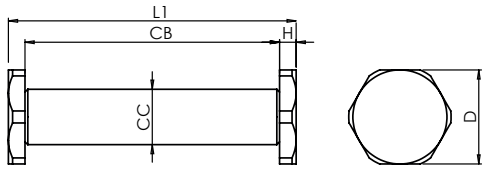

Cyl.	CB	CC	D	H	L1	kg	Item number
32	36	10	18,50	3	42	0,03	U1903205
40	46	12	18,50	3	52	0,05	U1904005
50	51	12	18,50	3	57	0,06	U1905005
63	61	16	26	4	69	0,12	U1906305
80	71	16	26	4	79	0,14	U1908005
100	81	20	34	5	91	0,26	U1910005
125	101	25	34	5	111	0,45	U1912505

Pivot attachment

Ø32 mm - Ø125 mm | DIN/ISO 15552 | AISI 304 (EN 1.4301) | 05-01-2024



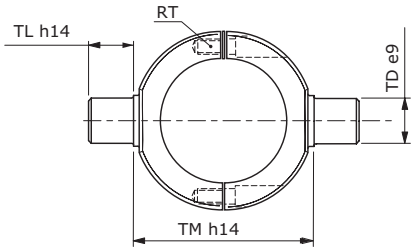

Cyl.	L1	RT	TD	TL	TM	kg	Item number
32	25	M5	12	18	50	0,20	U1903217
40	28	M5	16	21	63	0,37	U1904017
50	28	M5	16	21	75	0,37	U1905017
63	36	M5	20	23	90	0,76	U1906317
80	36	M6	20	23	110	0,90	U1908017
100	48	M6	25	28,50	132	1,40	U1910017
125	50	M6	25	28,50	160	1,70	U1912517

Swivel bearing - set

UNIC STAINLESS CYLINDER

Ø32 mm - Ø125 mm | DIN/ISO 15552 | AISI 304 (EN 1.4301) | 05-01-2024



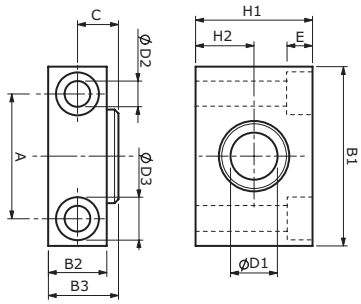

Cyl.	A	B1	B2	B3	C	D1	D2	D3	E	H1	H2	kg	Item number
32	32	46	15	18	11	12	6,60	11	7	30	15	0,25	U1903216
40	36	55	18	21	12	16	9	15	9	36	18	0,40	U1904516
50	36	55	18	21	12	16	9	15	9	36	18	0,40	U1904516
63	42	65	20	23	13	20	11	18	11	40	20	0,50	U1907016
80	42	65	20	23	13	20	11	18	11	40	20	0,50	U1907016
100	50	75	25	28,50	16	25	14	20	13	50	25	0,99	U1911016
125	50	75	25	28,50	16	25	14	20	13	50	25	0,99	U1911016

Superflex nylon hose

Ø4 mm - Ø12 mm | PA (Natural) / PVDF (Teflon) | 05-01-2024

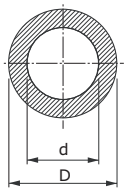

D	d	Length	Item number - PA (Natural)	Item number - PVDF (Teflon)
Ø4	Ø2	100 meter	PA0501-4/2	HN-PVDF-4/2
Ø6	Ø4	100 meter	PA0501-6/4	HN-PVDF-6/4
Ø8	Ø6	100 meter	PA0501-8/6	HN-PVDF-8/6
Ø10	Ø8	100 meter	PA0501-10/8	HN-PVDF-10/8
Ø12	Ø9	100 meter	PA0501-12/9	HN-PVDF-12/9

Reed sensor

Synthetic | IP67 | 05-01-2024

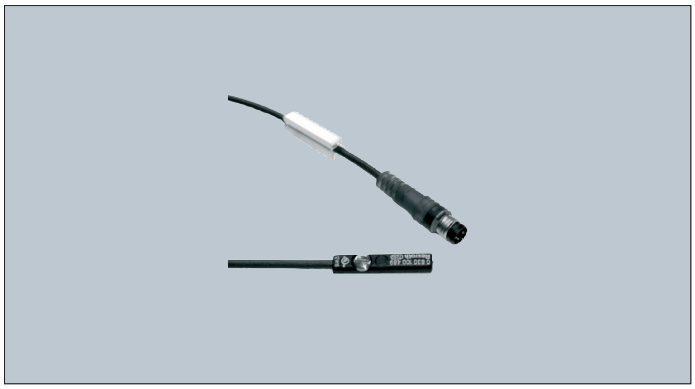

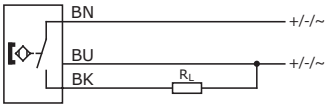

Core colors

BN=brown / BK=black / BU=blue

Conduct	Voltage	Power (max)	Connenction	Item number
3	10 - 30V DC	100 mA DC	3 m PUR	R412022869
3	10 - 30V DC	100 mA DC	5 m PUR	R412022870

Accessories for reed sensor

Ø12 mm - Ø125 mm | AISI 304 (EN 1.4301) | 28-01-2025

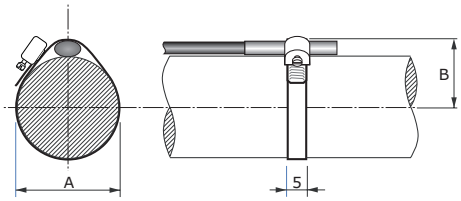

Cyl.	A	B	Item number
12	15	11	U1900312
16-20	19/23	13/15	U1900314
25-32	29/36	18/21	U1900315
40	44	25	U1900317
50	55	30	U1900318
63	68	37	U1900319
80	86	47	U1900320
100	106	57	U1900321
125	131	70	U1900322